



ASPEN A-30

STANDARD EQUIPMENT

Three Person Platform – Spacious aluminum platform 3.5' x 5' (1016mm x 1524mm) with a 600 lb. (272kg) maximum capacity includes access gate for easy boarding

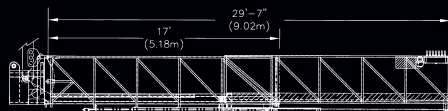
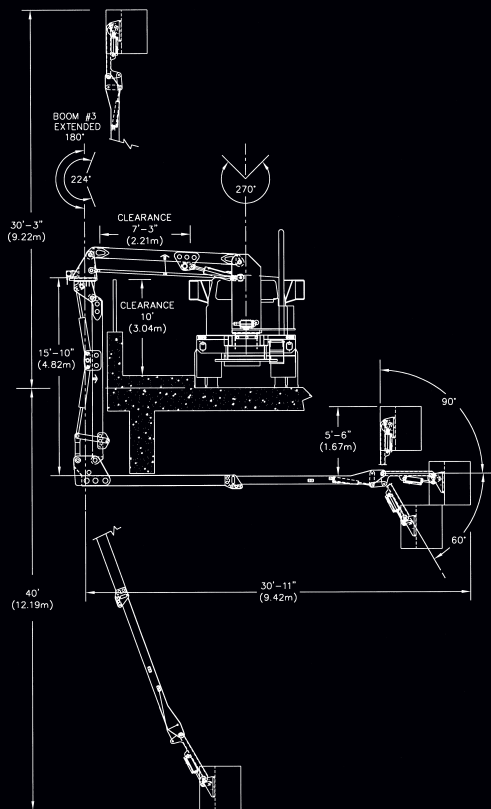
Three Operator Locations – Fully proportional controls are positioned at the platform, on the pedestal and attached to a remote extension for operation at the bridge edge. A hand-held control digitizer personalizes control settings. An indicator panel at the pedestal enables operators to constantly monitor boom and turret movements.

Communication System – Located at all work stations, this system provides continuous communication between the truck operator and inspectors to facilitate safe operation. "Hands-free" operation is incorporated at the platform.

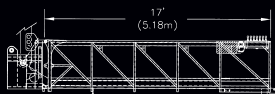
Primary and Secondary Power Sources – To assure reliable performance

Engine Shut Down System – With activation button at each control station.

Electrical System Diagnostics – Speeds troubleshooting with motion limitation indicator panel.



TWO STAGE PLATFORM



SINGLE STAGE PLATFORM

OPTIONAL EQUIPMENT

- 1,000 lb. capacity work platforms;
- Single stage platform: 3.5' x 17' (1070mm x 5180mm);
- Two stage platform: 3.5' x 30' (1070mm x 9400mm)

- Platform heaters
- Floodlights
- Compressed air lines
- 110V/220V outlets
- Water lines
- Tool trays

ASPEN AERIALS

BRIDGE INSPECTION AND MAINTENANCE SYSTEMS

4303 West 1st Street • Duluth, MN 55807 • USA
 Phone (218) 624-1111 • Fax (218) 624-1714
 US Toll Free (800) 888-2773
 Visit our web site at www.aspenaerials.com

Aspen Aerials, Inc. reserves the right to make changes to it's designs and/or specifications without notice.

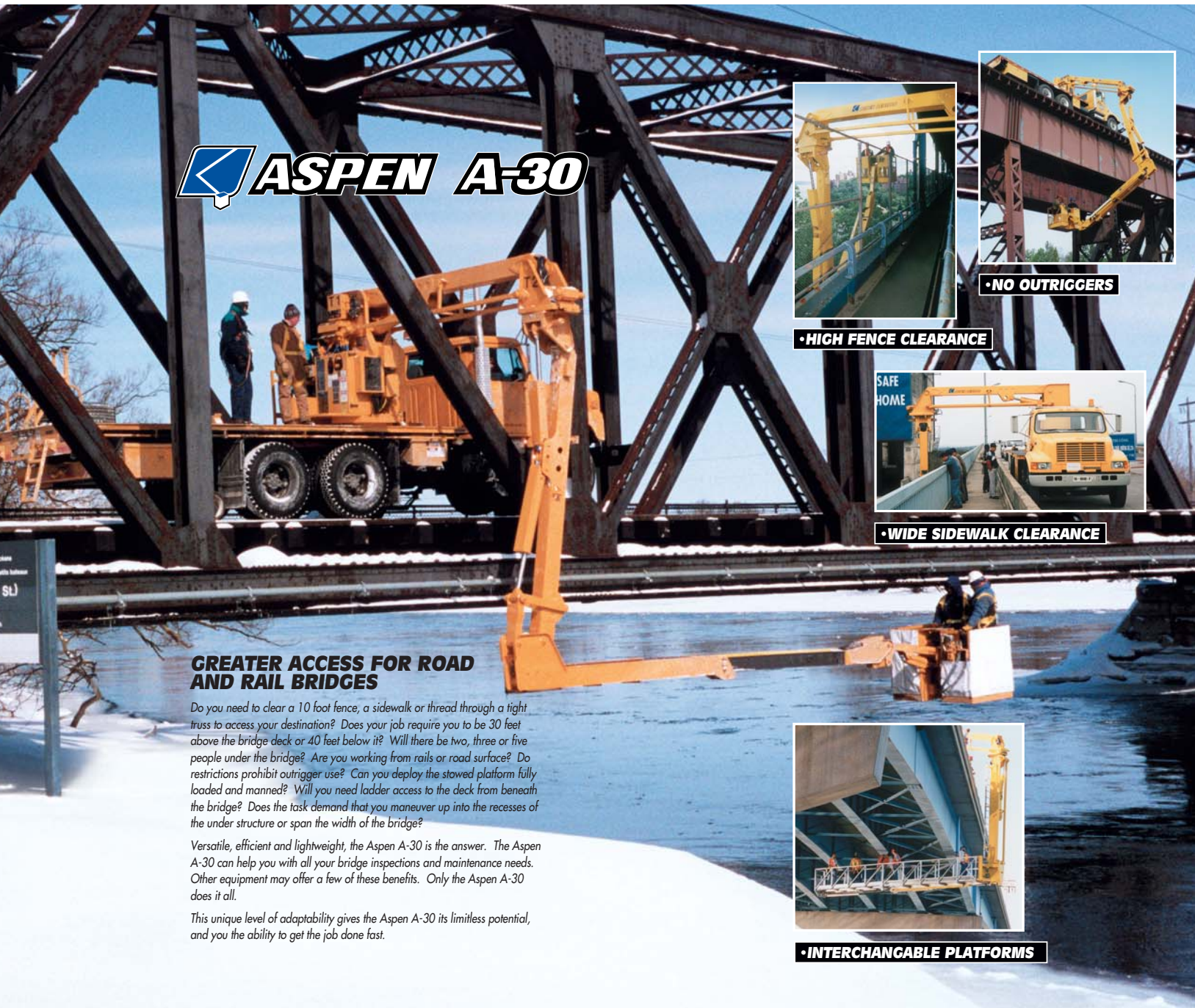
ASPEN A-30



DESIGNED FOR HIGHWAY AND RAILROAD BRIDGES



ASPEN A-30



GREATER ACCESS FOR ROAD AND RAIL BRIDGES

Do you need to clear a 10 foot fence, a sidewalk or thread through a tight truss to access your destination? Does your job require you to be 30 feet above the bridge deck or 40 feet below it? Will there be two, three or five people under the bridge? Are you working from rails or road surface? Do restrictions prohibit outrigger use? Can you deploy the stowed platform fully loaded and manned? Will you need ladder access to the deck from beneath the bridge? Does the task demand that you maneuver up into the recesses of the under structure or span the width of the bridge?

Versatile, efficient and lightweight, the Aspen A-30 is the answer. The Aspen A-30 can help you with all your bridge inspections and maintenance needs. Other equipment may offer a few of these benefits. Only the Aspen A-30 does it all.

This unique level of adaptability gives the Aspen A-30 its limitless potential, and you the ability to get the job done fast.



•HIGH FENCE CLEARANCE



•NO OUTRIGGERS



•WIDE SIDEWALK CLEARANCE



•INTERCHANGABLE PLATFORMS

PERFORMANCE AND DESIGN

The superior stabilizer system incorporates 1) A rotating counterweight that remains within the confines of the chassis at all times. 2) A full-length subframe providing additional strength and torsional rigidity. 3) A hydraulic suspension lockout to unitize the chassis and truck axles. 4) An interlock system linked to the unit controls to safely maintain operation within the unit's full range of stability.

This system allows the Aspen A-30 to operate without outriggers which eliminates the point loading they impose and reduces lane obstruction while providing a solid base from which to work.

Reach, range and maneuverability distinguish the Aspen A-30 design from all others. As standard, the four points of articulation, two points of rotation and a telescopic third boom give the Aspen A-30 an incomparable ability to operate in, around, through and over all types of obstructions. Even in close quarters, the Aspen A-30 can be deployed, reaching across sidewalks, through trusses and/or over fences to access nearly all underbridge areas.

With the standard platform installed, operators can reach up and behind deep girders for thorough, safe inspections. Because the Aspen A-30 can be deployed off either side of the vehicle and the vehicle can be moved while the platform is under the bridge, the Aspen A-30 provides even greater operating efficiency.

Interchangeable platforms provide maximum flexibility by offering the user the ability to select between the standard 3.5' x 5' articulating inspection platform, the 3.5' x 17' fixed maintenance platform or the 3.5' x 30' telescopic maintenance platform

The aluminum inspection platform, with a 600 lb. (272kg) capacity, comes equipped with an easy entry gate and is attached to the end of the fourth boom. The fourth boom provides a full 150 degrees of articulation. In the fully raised position, inspectors can reach an additional 7' (2128mm) vertically, enabling "hands on" access. A fiberglass bucket is also available

The optional 3.5' x 17' (1070mm x 5.2m) fixed maintenance platform and 3.5' x 30' (1070mm x 9.4m) hydraulically telescoping maintenance platform attaches to the end of the second boom. They have a 1,000 lb. (454 kg) capacity and provide a large working space for all types of repair work.

For railway bridge inspection and maintenance, the Aspen A-30R offers significant advantages. In addition to the standard Aspen A-30 features, the R model can be fitted with rail gear of your choice from any of several manufacturers. Underbridge reach extends the width of double-track bridges and since it is mounted on a short wheelbase chassis, it can be set up quickly on tracks at most road crossings.